

*8908 Extra Heavy-Duty Full-Extension
Lock-in & Lock-out Drawer Slide*



KNAPE & VOGT®

8908 Extra Heavy-Duty Full-Extension Lock-in & Lock-out Drawer Slide

The 8908 is designed for use wherever extra strength, durability, and automatic slide lock-in and lock-out features are needed... such as vehicle, industrial, or commercial large storage drawer applications. Its uni-directional locking mechanism automatically engages and disengages with a simple push or pull, making it easy to use and ergonomically correct. The 8908 is a full extension slide with stock lengths from 12 inches to 60 inches. Manufactured from cold-rolled steel, the 8908 supports loads from 100 to 500 lbs, depending on application. It features a non-handed design and industry-standard mounting hole patterns for quick and easy installation.

Applications

- Computer servers and hard-drive storage bays
- Large pantry pull-outs
- Toolboxes
- Mobile and vehicular applications: RV built-in storage, battery trays, service truck drawer stacks

180 to 500 load rating based on use:

- Modest use: 500 lbs.
- Normal use: 400 lbs.
- Vehicular use: 300 lbs.
- Flat mount use: 100 lbs.


Industry-Standard Hole Pattern

Easy drop-in solution with limited to no setup change required.

KV8909 hole pattern matches KV 8900 for easy interchangeability.

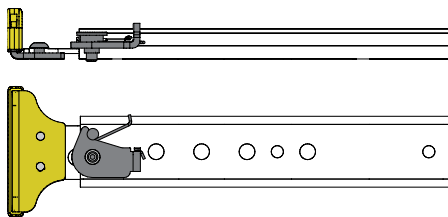
Non-Handed Design

Fewer SKUs to inventory



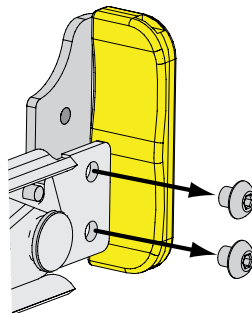
Spring-Activated Latches

Support slide applications in vertical or horizontal orientations.



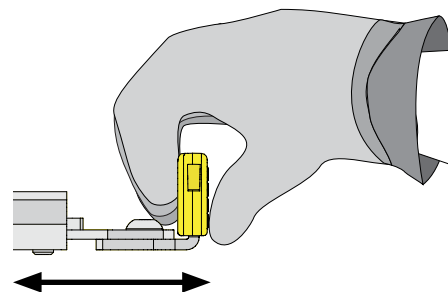
Removable Handle

Easily accommodates alternative integrated handle or lock bar solutions.



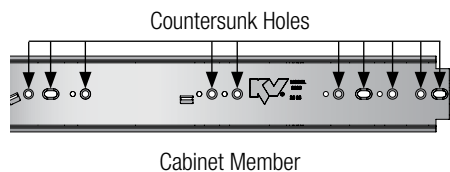
Ergonomic Handle Design

The "L" shaped handle is easy to grip and operate with work gloves.



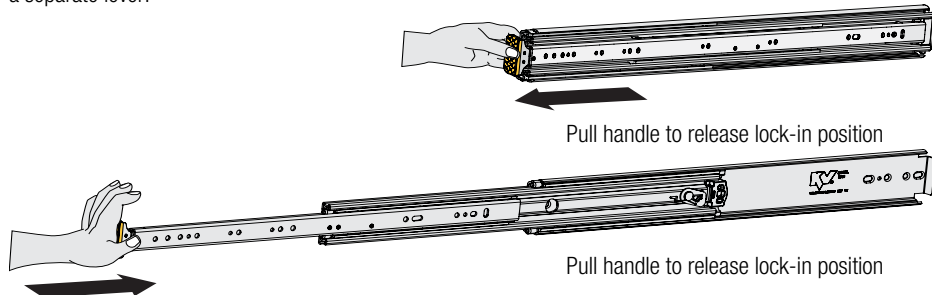
Countersunk Holes on Cabinet (Outer) Member

Increases fastener choice flexibility.



Automatic Lock-in and Lock-out

The latches automatically engage the locking mechanism without having to operate a separate lever.



Uni-Directional Release and Closure Action

Intuitive, ergonomic action



8908 Technical Information

Specifications

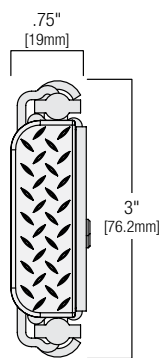
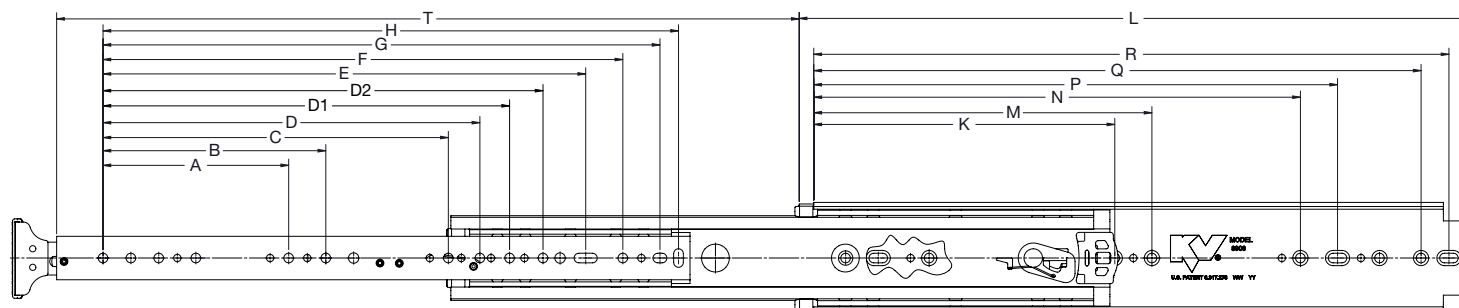
Number	8908 Extra Heavy-Duty Full-Extension Lock-in/Lock-out Slide
Mounting	Side or Flat
Clearance	0.75" (+.030, -.030)
Load Rating	100 to 500 lbs. (based on application)
Height	3" (+.020, -.020)
Finish	Zinc plated with clear chromate
Action	Telescopic movement on precision steel ball bearings
Additional Features	<ul style="list-style-type: none"> • Heavy-duty ball-bearings carry the heaviest loads without sticking. • Industry-standard mounting hole pattern • Release handle is ergonomic • Non-metallic open and closed stops assure smooth, silent operation.
Sizes	12", 14", 16", 18", 20", 22", 24", 26", 28", 30", 32", 34", 36", 40", 42", 44", 48", 60"

Hardware	<ul style="list-style-type: none"> • #10 (82") flathead machine screws on cabinet member • #10 panhead machine screws on drawer channel (all hardware customer supplied) 										
Packaged	<table border="1"> <tr> <td>Bulk Pack (8908B)</td> <td>Sold as each, not pairs</td> </tr> <tr> <td>12" to 20"</td> <td>8 slides per box</td> </tr> <tr> <td>22" to 28"</td> <td>6 slides per box</td> </tr> <tr> <td>30" to 36"</td> <td>4 slides per box</td> </tr> <tr> <td>40", 42", 44", 48", 60"</td> <td>2 slides per box</td> </tr> </table>	Bulk Pack (8908B)	Sold as each, not pairs	12" to 20"	8 slides per box	22" to 28"	6 slides per box	30" to 36"	4 slides per box	40", 42", 44", 48", 60"	2 slides per box
Bulk Pack (8908B)	Sold as each, not pairs										
12" to 20"	8 slides per box										
22" to 28"	6 slides per box										
30" to 36"	4 slides per box										
40", 42", 44", 48", 60"	2 slides per box										

Each slide is ploybagged with instructions included. Mounting hardware not included.

Notes The 8908 slide is designed for applications in the 100 to 500-pound class, based on application:
 Modest use: 500 lbs; Normal use: 400 lbs;
 Vehicular use: 300 lbs; Flat Mount: 100 lbs.
 This slide must never be used as a pull-out step, platform or any other application supporting human weight, as injury may result. Consult price list or KV Customer Service for stock availability information on different sizes, packages and finishes.

Dimensions



Size	A	B	C	D	E	F	G	H	K	M	N	P	Q	R
12"	-	-	-	-	-	-	-	7.81 [198.4]	-	-	-	8.00 [203.2]	10.25 [260.4]	11.00 [279.4]
14"	-	-	-	-	-	-	9.06 [230.1]	9.81 [249.2]	-	-	-	10.00 [254.0]	12.25 [311.2]	13.00 [330.2]
16"	5.00 [127.0]	-	-	-	-	10.06 [255.5]	11.06 [280.9]	11.81 [300.0]	-	-	-	12.00 [304.8]	14.25 [362.0]	15.00 [381.0]
18"	5.00 [127.0]	-	-	-	-	12.06 [306.3]	13.06 [331.7]	13.81 [350.8]	-	-	-	14.00 [355.6]	16.25 [412.8]	17.00 [431.8]
20"	5.00 [127.0]	7.50 [190.5]	-	-	-	14.06 [357.1]	15.06 [382.5]	15.81 [401.6]	-	-	-	16.00 [406.4]	18.25 [463.6]	19.00 [482.5]
22"	5.00 [127.0]	7.50 [190.5]	-	-	13.69 [347.7]	16.06 [407.9]	17.06 [433.3]	17.81 [452.4]	-	-	-	18.00 [457.2]	20.25 [514.4]	21.00 [533.4]
24"	5.00 [127.0]	7.50 [190.5]	-	-	15.69 [398.5]	18.06 [458.7]	19.06 [484.1]	19.81 [503.2]	-	-	-	20.00 [508.0]	22.25 [565.2]	23.00 [584.2]
26"	5.00 [127.0]	7.50 [190.5]	-	-	14.06 [357.1]	20.06 [509.5]	21.06 [534.9]	21.81 [554.0]	-	-	-	22.00 [558.8]	24.25 [616.0]	25.00 [635.0]
28"	5.00 [127.0]	7.50 [190.5]	-	-	19.69 [500.1]	22.06 [560.3]	23.06 [585.7]	23.81 [604.8]	-	-	-	24.00 [609.6]	26.25 [666.8]	27.00 [685.8]
30"	5.00 [127.0]	7.50 [190.5]	-	-	21.69 [550.9]	24.06 [611.1]	25.06 [636.5]	25.81 [655.6]	9.25 [235.0]	-	19.75 [501.7]	26.00 [660.4]	28.25 [717.6]	29.00 [736.5]
32"	5.00 [127.0]	7.50 [190.5]	-	-	23.69 [601.7]	26.06 [661.1]	27.06 [687.3]	27.81 [706.4]	9.25 [235.0]	15.50 [393.7]	21.75 [552.5]	28.00 [711.2]	30.25 [768.4]	31.00 [787.4]
34"	5.00 [127.0]	7.50 [190.5]	-	18.50 [469.9]	25.69 [652.2]	28.06 [712.7]	29.06 [738.1]	29.81 [757.2]	9.25 [235.0]	16.50 [419.1]	23.75 [603.3]	30.00 [762.0]	32.25 [819.2]	33.00 [838.2]
36"	5.00 [127.0]	7.50 [190.5]	-	20.50 [520.7]	27.69 [703.3]	30.06 [763.5]	31.06 [788.9]	31.81 [808.0]	9.25 [235.0]	17.50 [444.5]	25.75 [654.1]	32.00 [812.8]	34.25 [870.0]	35.00 [889.0]
40"	5.00 [127.0]	7.50 [190.5]	14.50 [368.3]	-	31.69 [804.9]	34.06 [865.1]	35.06 [890.5]	35.81 [909.6]	9.25 [235.0]	21.50 [546.1]	29.75 [755.7]	36.00 [914.4]	38.25 [971.6]	39.00 [990.6]
42"	5.00 [127.0]	7.50 [190.5]	14.50 [368.3]	-	33.69 [855.7]	36.06 [915.9]	37.06 [941.3]	37.81 [960.4]	9.25 [235.0]	21.50 [546.1]	31.75 [806.5]	38.00 [965.2]	40.25 [1022.4]	41.00 [1041.4]
44"	5.00 [127.0]	7.50 [190.5]	14.50 [368.3]	20.50 [520.7]	35.69 [906.5]	38.06 [966.7]	39.06 [992.1]	39.81 [1011.2]	9.25 [235.0]	21.50 [546.1]	33.75 [857.3]	40.00 [1016.0]	42.25 [1073.2]	43.00 [1092.2]
48"	5.00 [127.0]	7.50 [190.5]	14.50 [368.3]	20.50 [520.7]	39.69 [1008.1]	42.06 [1068.3]	43.06 [1093.7]	43.81 [1112.8]	9.25 [235.0]	23.50 [596.9]	37.75 [958.9]	44.00 [1117.8]	46.25 [1174.8]	47.00 [1193.8]
60"	5.00 [127.0]	7.50 [190.5]	14.50 [368.3]	20.50 [520.7]	51.69 [1312.9]	54.06 [1373.1]	55.06 [1398.5]	55.81 [1417.6]	9.25 [235.0]	23.50 [596.9]	37.75 [958.9]	56.00 [1422.4]	58.25 [1479.6]	59.00 [1498.6]



2700 Oak Industrial Dr. NE
 Grand Rapids, MI 49505-6026 USA
 1.800.253.1561 | 616.459.3311
 Fax: 877.636.3290
 www.kv.com